

Anesthesia & Pain Management

Our focus:



Neuropathic
pain



Cancer
pain



Facial
pain




Musculoskeletal
pain



The global pain management market is projected to reach USD 78.12 billion in 2024 and is estimated to reach 93.19 billion by 2027.¹

An increase of device-based pain management therapies, a growing geriatric population and the high prevalence of chronic pain in this group are key market drivers.¹

Solving key challenges for clinicians and pharma: Our value add




HCPs' needs
Stay up-to-date with the latest clinical practices and advancements

Independent, relevant and trusted information sources

Validated content and engaging formats

Ads linking to problem-solving content²



Pharma's needs
Build brand awareness and message credibility

Audience reach

Go beyond your existing customer base by **leveraging the reach of our well-established proprietary and society journals.**

Source credibility

Associate with the information sources (journals and societies) that **lend credibility to your message.**

Optimal execution

Access an experienced team to define, fulfill and deliver **advertising and content solutions that meet your objectives.**

Amplify your impact. Reach an engaged audience in an environment they trust.

Our audience³



5,273,801 Annual unique visitors



438,194 Average monthly unique visitors



13,720,372 Annual page views

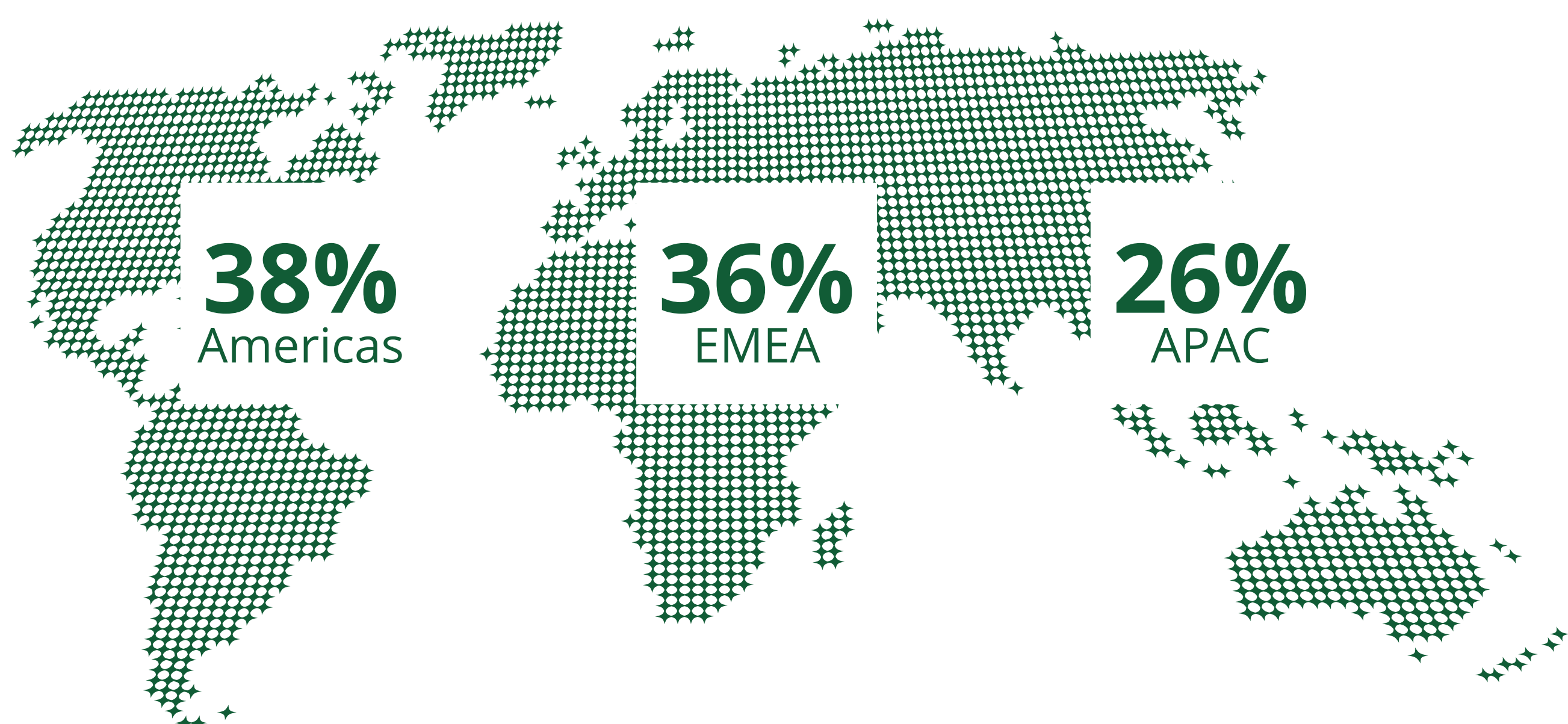


1,140,011 Average monthly page views



7,403,371 Total annual full text views

Audience location



Our offer



20 Journals covering anesthesia & pain management



1 Journal ranked in the top 10 of its 2023 JCR category*



1 Open access JCR journal



6 Society partners

Key society partners

As the leading society publisher in academic and scholarly research, we have strong partnerships with a variety of well-established societies.



Association
of Anaesthetists

Contact your sales representative for a complete overview.

Our key journals

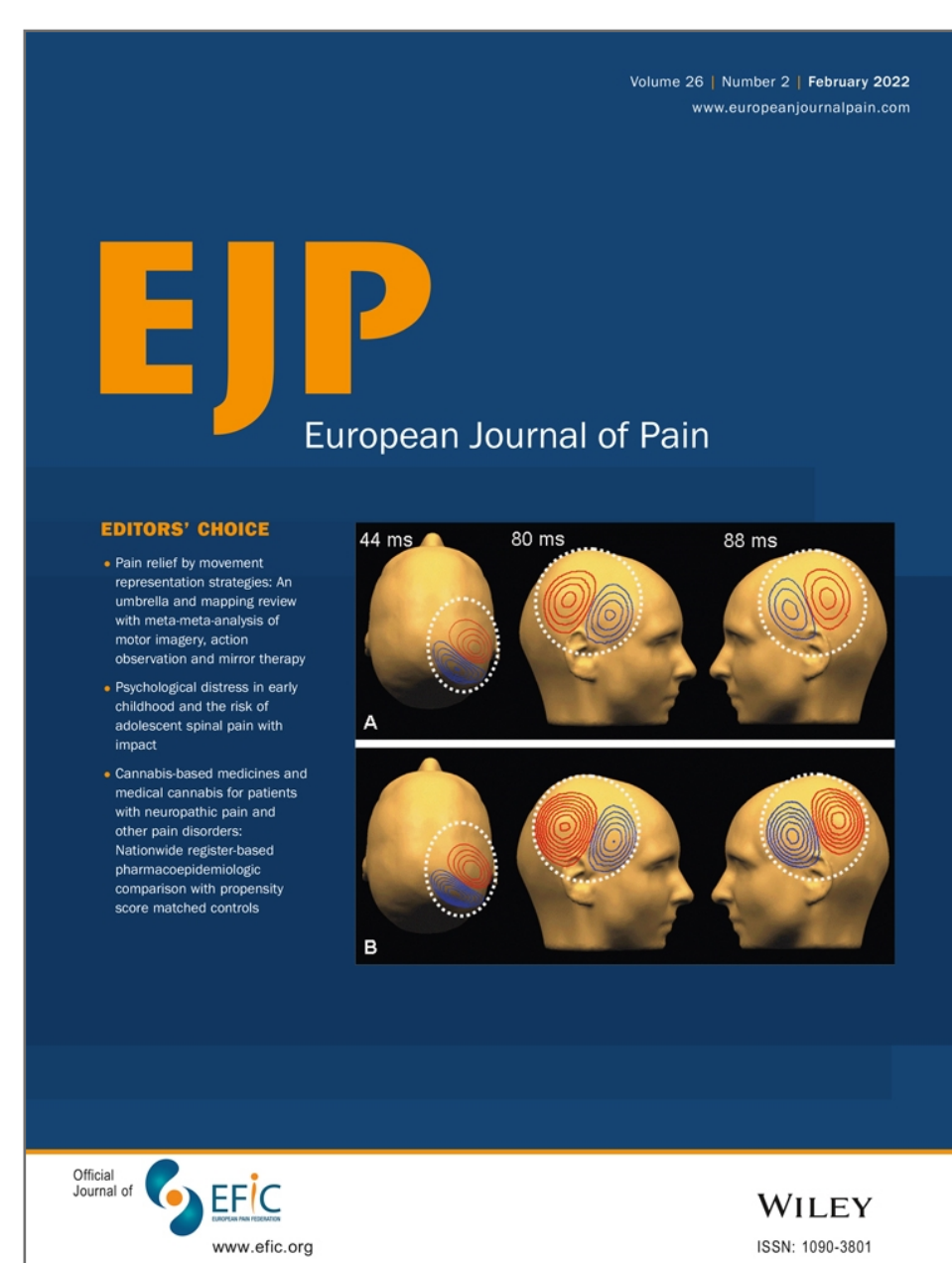


HCPs rate journals as their #1 most trusted source and consult them weekly to build their clinical knowledge. Advertisements are part of this education journey, especially when these link to scientific content or solve one of their problems.²

High Impact Factor,
reach & circulation**Anaesthesia**

Annual unique visitors: **1,575,447**
Average monthly unique visitors: **130,902**
Annual page views: **3,264,636**
Average monthly page views: **271,255**
Total annual full text views: **2,580,165**
Circulation: **4,002**
2023 IF: **7.5**
2023 JCR ranking: **3/64 Anesthesiology**

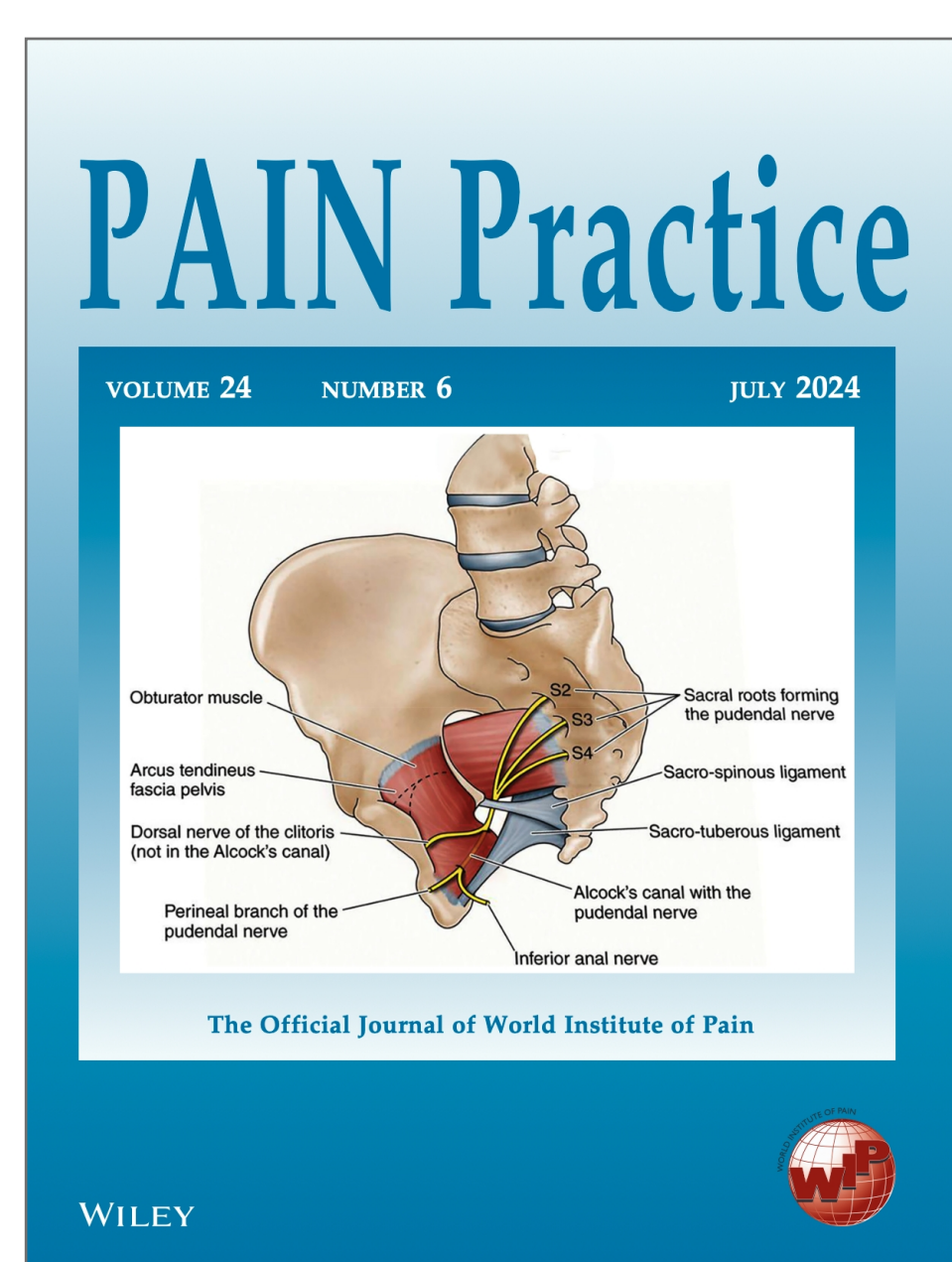
High reach

**European Journal of Pain**

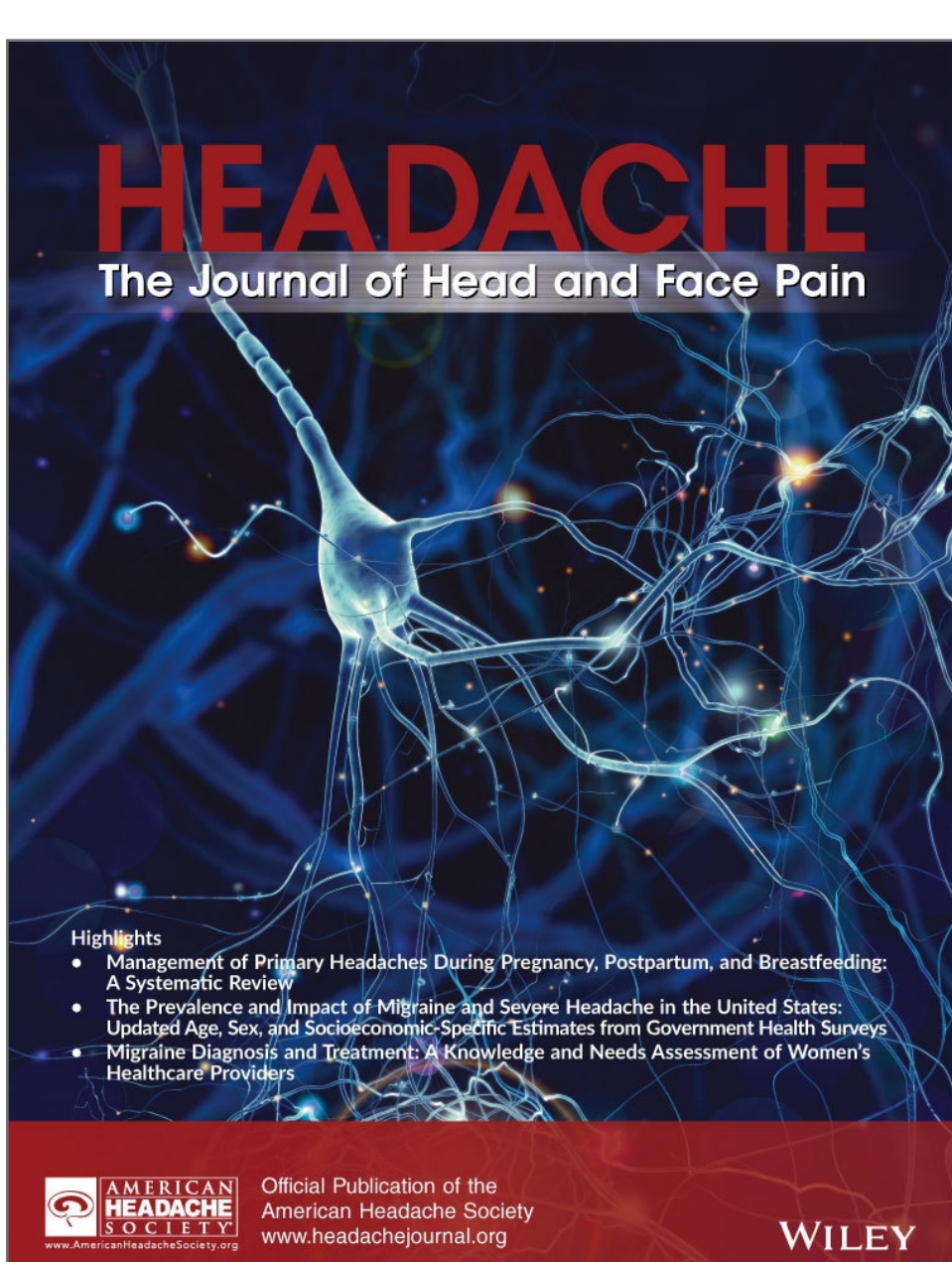
Annual unique visitors: **319,527**
Average monthly unique visitors: **26,549**
Annual page views: **747,372**
Average monthly page views: **62,098**
Total annual full text views: **380,742**
Circulation: **Available on request**
2023 IF: **3.5**
2023 JCR ranking: **67/277 Clinical Neurology**

High Impact Factor,
reach & circulation**Arthritis & Rheumatology**

Annual unique visitors: **997,128**
Average monthly unique visitors: **82,850**
Annual page views: **2,811,606**
Average monthly page views: **233,613**
Total annual full text views: **1,465,828**
Circulation: **39,619**
2023 IF: **11.4**
2023 JCR ranking: **4/57 Rheumatology**


High Impact Factor,
reach & circulation**Pain Practice**

Annual unique visitors: **202,109**
Average monthly unique visitors: **16,793**
Annual page views: **482,248**
Average monthly page views: **40,069**
Total annual full text views: **172,098**
Circulation: **41,704**
2023 IF: **2.5**
2023 JCR ranking: **21/64 Anesthesiology**

High Impact Factor,
reach & circulation**Headache: The Journal of Head and Face Pain**

Annual unique visitors: **575,243**
Average monthly unique visitors: **47,796**
Annual page views: **1,326,372**
Average monthly page views: **110,206**
Total annual full text views: **594,975**
Circulation: **1,433**
2023 IF: **5.4**
2023 JCR ranking: **29/277 Clinical Neurology**

High Impact Factor & circulation

**Pediatric Anesthesia**

Annual unique visitors: **284,873**
Average monthly unique visitors: **23,670**
Annual page views: **838,905**
Average monthly page views: **69,704**
Total annual full text views: **289,853**
Circulation: **8,410**
2023 IF: **1.7**
2023 JCR ranking: **78/186 Pediatrics**

Contact your sales representative for a full overview of our audience reach and portfolio.



Advertise with us to gain brand awareness and credibility in an environment trusted by anesthesiologists and the multidisciplinary team.

Contact us

✉ corpsolutions@wiley.com
📶 wiley.com/corporate-solutions

As the world's leading society publisher of scholarly and academic research, we offer solutions to strengthen your message. From promoting your brand to educating your audience, we have the right tools to meet your objectives.

Leverage the power of Wiley's scientific community and break through the noise of endless information.

**1,900+ Journals****700+ Global society partners****277M+ Annual unique visitors on Wiley Online Library**

References

1. <https://www.mordorintelligence.com/industry-reports/pain-management-market>
2. Wiley HCP Information Seeking Behavior Survey 2024.
3. Wiley data from May 1, 2023, to April 30, 2024.

* Journal Citation Reports (JCR) is an annual report by Clarivate Analytics, ranking journals based on their Impact Factor (IF) relative to other titles in that category.

Impact Factor is the average number of citations to articles published in the past two years, indicating the most frequently cited journals and highest impact journals in a field. Circulation based on total print circulation from 1 July 2023 to 30 June 2024.