

Endocrinology



Our focus: Diabetes Obesity Thyroid and hyperparathyroid disorders Osteoporosis



The endocrinology drugs market is forecasted to grow to USD 36.55 billion from 2027 to 2037, driven by a powerful CAGR of 7.82%.¹

An increasing prevalence of endocrine disorders such as diabetes, thyroid diseases, and growth hormone deficiencies, necessitate diagnostic and monitoring tests. Advancements in technology and increased awareness are driving the demand for endocrine testing, contributing to the market's growth.²

Solving key challenges for clinicians and pharma: Our value add

HCPs' needs
Stay up-to-date with the latest clinical practices and advancements

Independent, relevant and trusted information sources

Validated content and engaging formats

Ads linking to problem-solving content³

Pharma's needs
Build brand awareness and message credibility

Audience reach
Go beyond your existing customer base by **leveraging the reach of our well-established proprietary and society journals.**

Source credibility
Associate with the information sources (journals and societies) that **lend credibility to your message.**

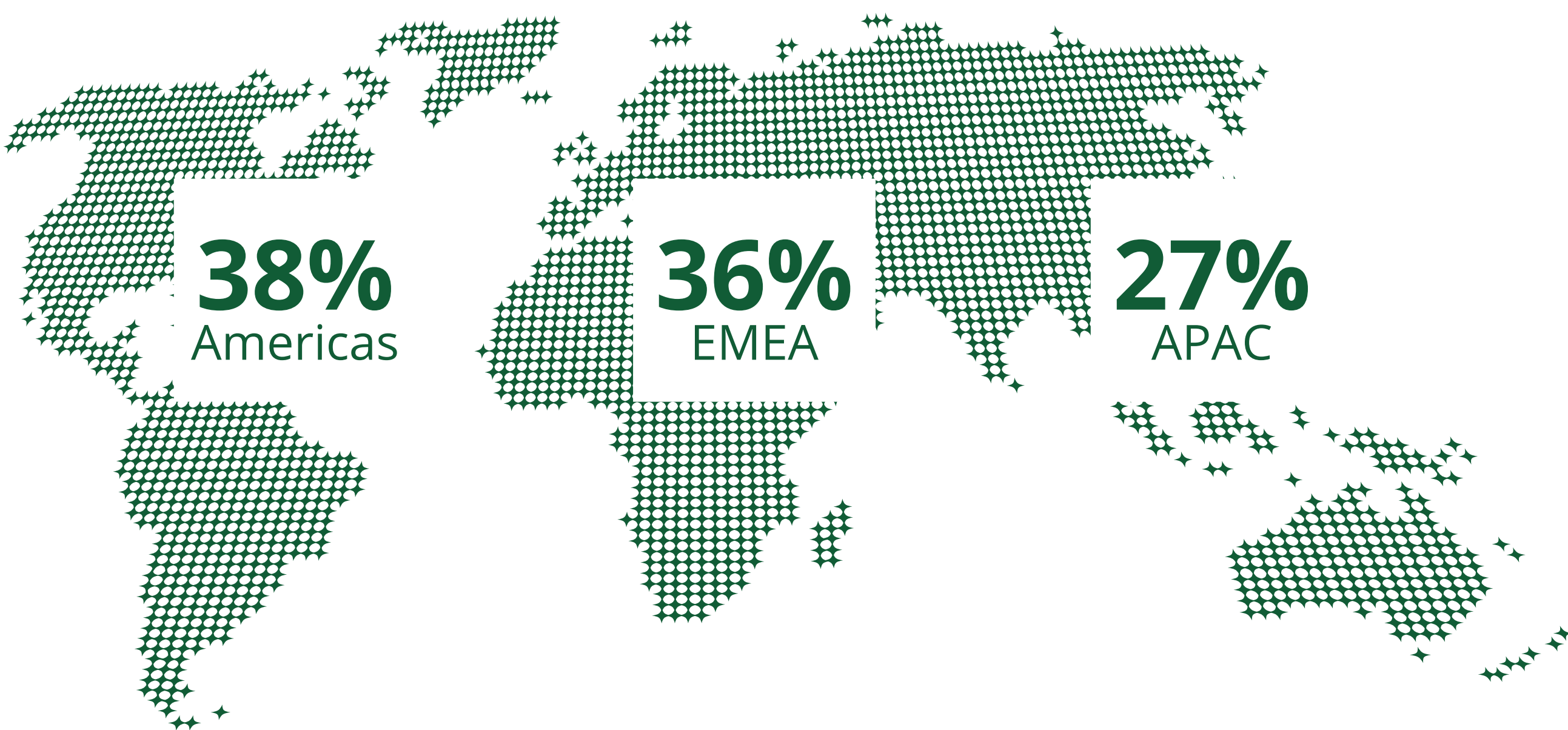
Optimal execution
Access an experienced team to define, fulfill and deliver **advertising and content solutions that meet your objectives.**

Amplify your impact. Reach an engaged audience in an environment they trust.

Our audience⁴

	6,541,606	Annual unique visitors
	543,535	Average monthly unique visitors
	16,612,226	Annual page views
	1,380,292	Average monthly page views
	9,686,162	Total annual full text views

Audience location



Our offer

	27	Journals covering endocrinology
	2	Journals ranked in the top 20 of their 2023 JCR category*
	11	Open access JCR journals
	10	Society partners

Key society partners

As the leading society publisher in academic and scholarly research, we have strong partnerships with a variety of well-established societies.



Contact your sales representative for a complete overview.

Our key journals



HCPs rate journals as their #1 most trusted source and consult them weekly to build their clinical knowledge. Advertisements are part of this education journey, especially when these link to scientific content or solve one of their problems.³

High Impact Factor & reach

**Obesity Reviews**

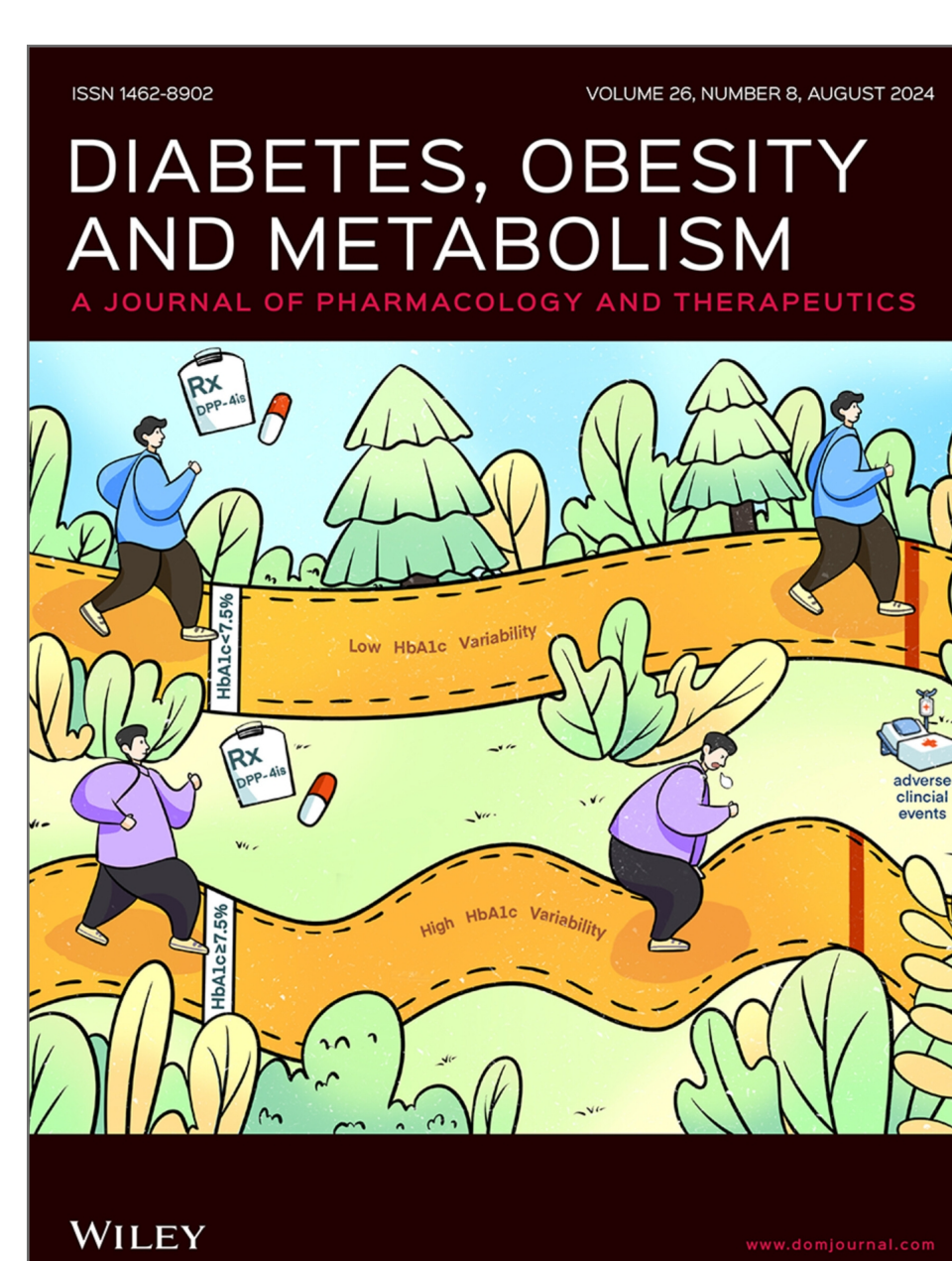
Annual unique visitors: **727,298**
Average monthly unique visitors: **60,430**
Annual page views: **1,795,504**
Average monthly page views: **149,186**
Total annual full text views: **986,832**
Circulation: **Available on request**
2023 IF: **8**
2023 JCR ranking: **14/186 Endocrinology & Metabolism**

High reach & circulation

**Obesity**

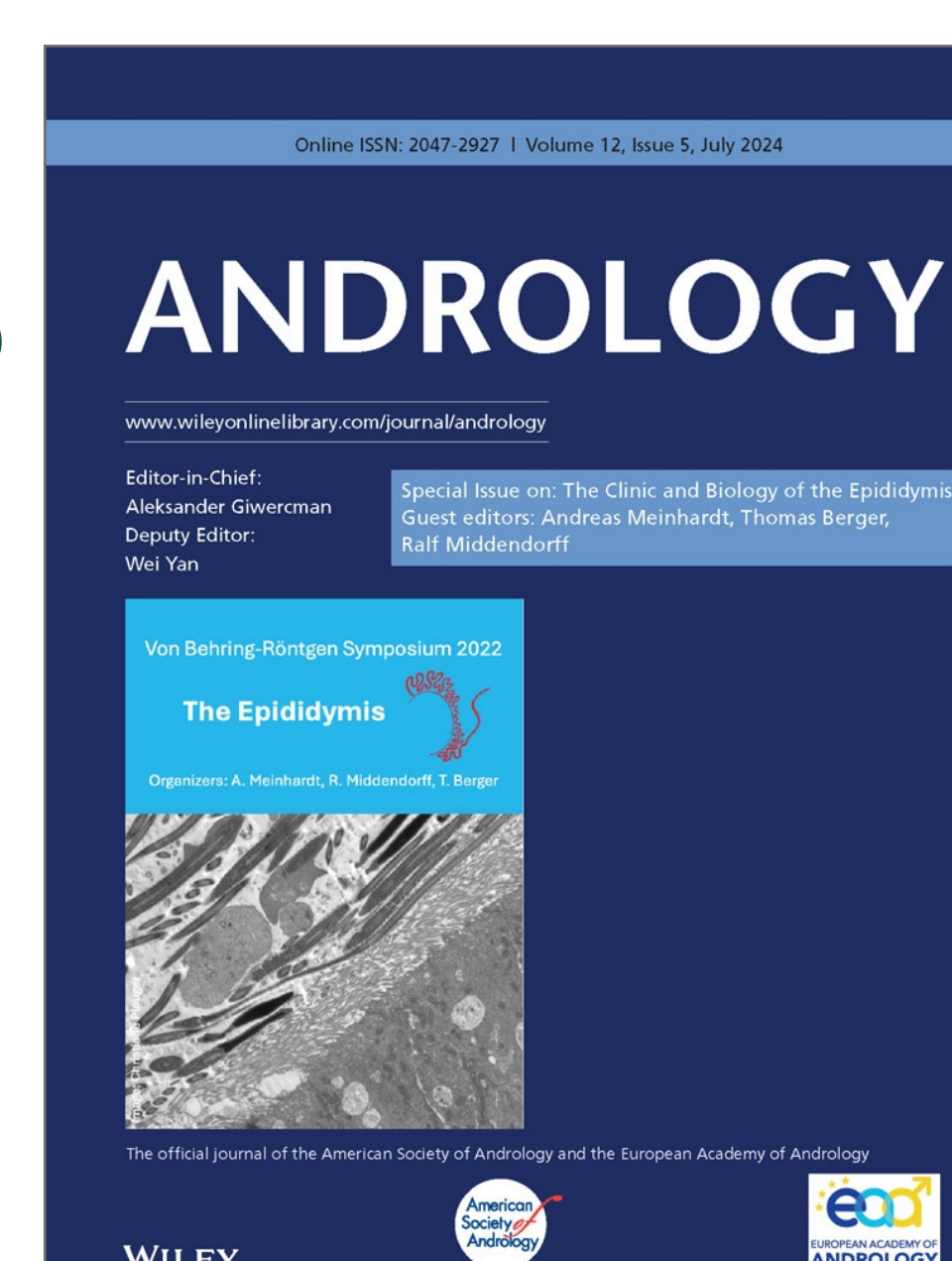
Annual unique visitors: **1,083,052**
Average monthly unique visitors: **89,989**
Annual page views: **2,221,676**
Average monthly page views: **184,596**
Total annual full text views: **1,712,943**
Circulation: **7,239**
2023 IF: **4.2**
2023 JCR ranking: **40/186 Endocrinology & Metabolism**

High Impact Factor & reach

**Diabetes, Obesity and Metabolism**

Annual unique visitors: **750,825**
Average monthly unique visitors: **62,385**
Annual page views: **1,915,618**
Average monthly page views: **159,166**
Total annual full text views: **1,105,334**
Circulation: **Available on request**
2023 IF: **5.4**
2023 JCR ranking: **26/186 Endocrinology & Metabolism**

High reach

**Andrology**

Annual unique visitors: **682,312**
Average monthly unique visitors: **56,692**
Annual page views: **1,220,203**
Average monthly page views: **101,385**
Total annual full text views: **983,747**
Circulation: **N/A**
2023 IF: **3.2**
2023 JCR ranking: **2/8 Andrology**

High Impact Factor

**Diabetes/Metabolism Research and Reviews**

Annual unique visitors: **276,654**
Average monthly unique visitors: **22,986**
Annual page views: **691,259**
Average monthly page views: **57,435**
Total annual full text views: **352,551**
Circulation: **Available on request**
2023 IF: **4.6**
2023 JCR ranking: **36/186 Endocrinology & Metabolism**

High reach

**Journal of Sleep Research**

Annual unique visitors: **511,854**
Average monthly unique visitors: **42,529**
Annual page views: **1,316,672**
Average monthly page views: **109,400**
Total annual full text views: **671,110**
Circulation: **Available on request**
2023 IF: **3.4**
2023 JCR ranking: **116/310 Neurosciences**

Contact your sales representative for a full overview of our audience reach and portfolio.


Advertise with us to gain brand awareness and credibility in an environment trusted by endocrinologists and the multidisciplinary team.

Contact us

✉ corpsolutions@wiley.com
🌐 wiley.com/corporate-solutions

As the world's leading society publisher of scholarly and academic research, we offer solutions to strengthen your message. From promoting your brand to educating your audience, we have the right tools to meet your objectives.

Leverage the power of Wiley's scientific community and break through the noise of endless information.

**1,900+** Journals**700+** Global society partners**277M+** Annual unique visitors on Wiley Online Library

References

1. Market Data Forecast, "Endocrinology Drugs Market Size, Share Analysis Report".

2. Mordor Intelligence, "Endocrinology Drugs Market - Growth, Trends, and Forecast (2021 - 2026)".

3. Wiley HCP Information Seeking Behavior Survey 2024.

4. Wiley data from May, 2023, to April 30, 2024.

* Journal Citation Reports (JCR) is an annual report by Clarivate Analytics, ranking journals based on their Impact Factor (IF) relative to other titles in that category.

Impact Factor is the average number of citations to articles published in the past two years, indicating the most frequently cited journals and highest impact journals in a field.

Circulation based on total print circulation from 1 July 2023 to 30 June 2024.