

Ensure Maximum Discoverability of Wiley Content in Ex Libris Primo®

The Wiley resources your library subscribes to are discoverable and accessible through the Primo® discovery service. The action items below are required to activate these resources for discovery through its supporting Central Discovery Index (CDI), if your library uses either Alma or SFX.

- [Common Wiley Collections for Activation](#)
- [Directing users to Wiley content via Alma](#)
- [Activating content using CDI Search](#)
- [Directing users to Wiley content via SFX](#)
- [Optimizing exposure and furthering use of your collections](#)
- [Other helpful resources](#)

Common Wiley Collections for Activation

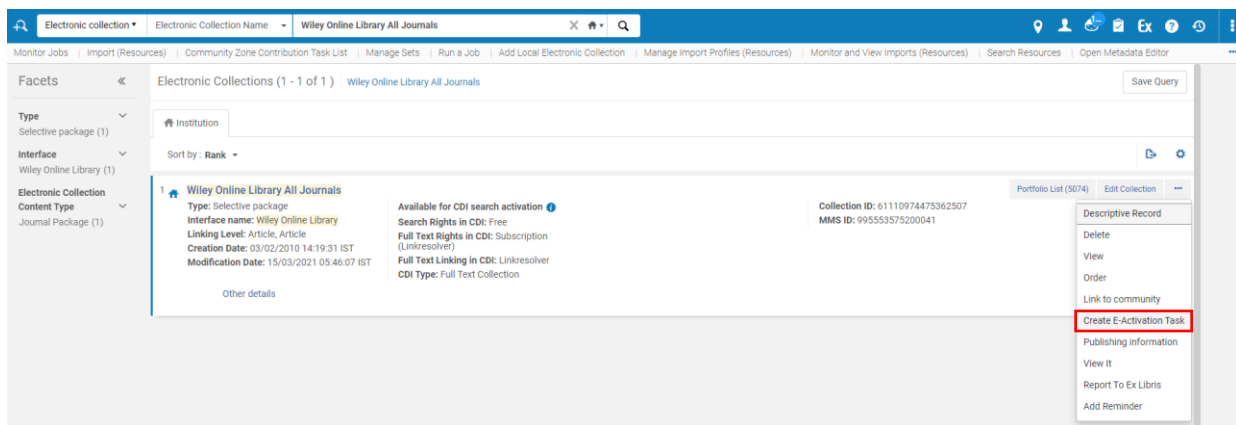
- Wiley Online Library UBCM all Online Books
- Wiley Online Library Database Model 2021
- Wiley Online Library Frontlist All English Titles 2021
- Wiley Online Library Full Journals 2021
- Wiley Online Library Backfile Complete
- Wiley Online Library All Journals
- Wiley Online Library Online Books
- Wiley Online Library Open Access

There are many more Wiley collections available. See [here](#) for a complete list, refreshed monthly, with the last update date and title counts.

Directing users to Wiley content via Alma

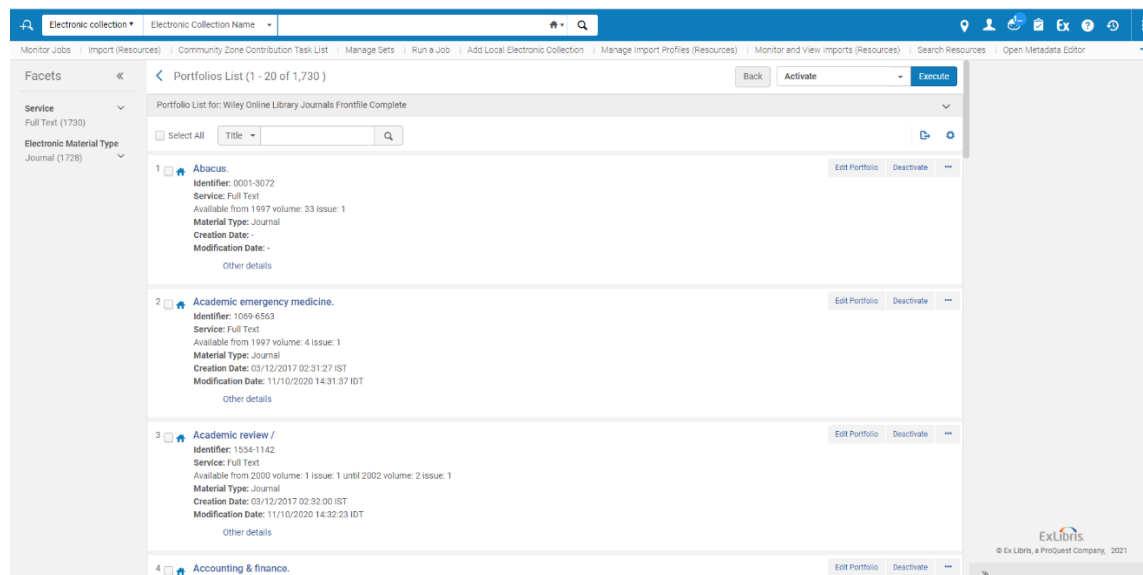
1. Add your Wiley resources to your Alma profile

Find your Wiley resources with the Alma search box and add them to your profile. Activate the preferred collection using the [Electronic Activation Wizard](#). Search for your subscribed collection and click “Create E-Activation Task.”



2. Select titles when you do not subscribe to the complete collection

If the Wiley collection contains many titles but your library subscribes to a portion of the titles, select your titles so that Alma understands what content your users have available in full text. You can activate selected titles via an Excel file upload or through manual activation.



Citations from titles you do not subscribe to are still available to Alma users who select to expand their search beyond the library's full text holdings:

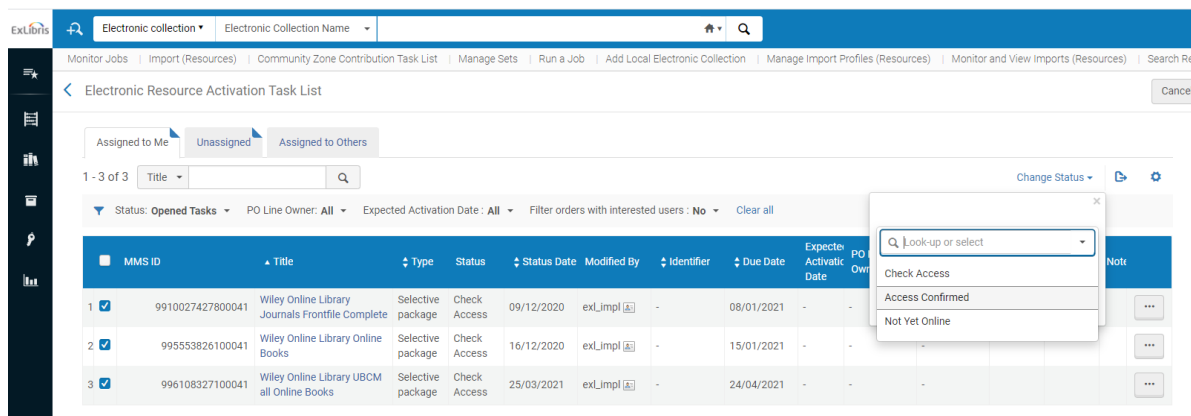
Tweak your results

☐ Expand My Results

When you subscribe to or purchase additional titles in a collection, be sure to update your Alma profile to reflect access to your new full text titles.

3. Complete activation within Alma

Once the steps in the activation wizard are completed, the task will now appear under the “Assign to Me” tab of the task list. From there, select “Test Access” and update the status to “Access Confirmed” and click “Save.” Finally, click “Unsuppress” from the task list actions menu to make the collection level bibliographic record available for Discovery.



4. Future Wiley platform changes may sometimes require you to make an update to your Alma profile

When Wiley platform changes occur in the future, you may need to update your Alma profile. You can track these Wiley changes in the CKB release notes.

- [Alma CKB Release Notes](#): This page shows new [Alma Central Knowledgebase Releases](#).

New E-collections and Services

Week 07, february 14th

E-collection Name	Description	Service	Linking Level	For More Information
Wiley Online Library Frontlist Business 2021		Full Text	BOOK	For More information: https://onlinelibrary.wiley.com
Wiley Online Library Frontlist Chemistry 2021		Full Text	BOOK	For More information: https://onlinelibrary.wiley.com
Wiley Online Library Frontlist Health Sciences 2021		Full Text	BOOK	For More information: https://onlinelibrary.wiley.com
Wiley Online Library Frontlist Humanities 2021		Full Text	BOOK	For More information: https://onlinelibrary.wiley.com
Wiley Online Library Frontlist Life & Earth Sciences 2021		Full Text	BOOK	For More information: https://onlinelibrary.wiley.com
Wiley Online Library Frontlist Math & Statistics 2021		Full Text	BOOK	For More information: https://onlinelibrary.wiley.com

Activating content using CDI Search

1. [CDI Search](#) activation status

This setting controls which records will appear in the Primo “Expand” search. Set to “Active” to show records from the collection in the Discovery expand search. Records will be flagged as “No full text available” unless there are full text activations for the collection.

For full text activations, the indication “Full Text available” will be shown.

Alma collections that you have active because you subscribe to their full text, will become automatically searchable in CDI. No separate search activations are necessary for those collections.

The screenshot shows the 'Electronic Collection Editor' interface. The 'CDI' tab is selected, displaying 'CDI Institution Settings'. The settings include:

- CDI Collection ID (DB ID): ZEEST
- Provider coverage: Yes
- Resource Types: ebook, book chapter, conference proceeding, electronic resource, gov
- Search Rights in CDI: Free
- Full Text Linking in CDI: Linkresolver
- Newspapers: No
- Available for CDI search activation: (toggle on)
- Number of records: 680540
- CDI update frequency: Monthly
- Full Text Rights in CDI: Subscription (Linkresolver)
- CDI Type: Full Text Collection

On the right, a sidebar shows collection details for 'Wiley Online Library UBCM all Online Books', including Collection ID 613800000000000218, Provider package code (DB ID) ZEEST, and MMS ID 996108327100041.

2. CDI-only full text activation

This setting controls which records will appear in the Primo “Expand” search. Set to “Active” to show records from Activate collection level records in CDI that use link in records, and the library can keep these activations separate from their local Primo index or in the link resolver. You can create groups in the CDI Group Settings section, and the “CDI-only full text activation” appears only in the individual groups and is hidden from the institution section.

Directing users to Wiley content via SFX

1. Activate content as [“Available”](#) and [“Searchable”](#) in SFX

Find your Wiley resources within SFX and activate full text targets to mark them as full text available in discovery and to make the full text link available via the link resolver. Full text activated targets are automatically searchable in CDI by default.

All targets that are marked with the “In CDI: Yes” status can be activated for search separately from the full text activation, so they will appear in the expanded search.

Add Target

Note: Copying a Target with many Object Portfolios can take several minutes. Please be patient after submitting the form. The window will close automatically when the operation is finished.

Target: WILEY_ONLINE_LIBRARY

Public Name: Wiley Online Library All Journ

Services: getDocumentDelivery, getFullText, getHolding, getMessageNoFullText, getMeasNoDocum

Activation status: ☒ Active ☐ Inactive

Threshold: [Empty field]

Compose Clear

General description: [Empty field]

Character Set: iso-8859-1

Aggregator?: ☐

Target Type: Journal

Authentication note: [Empty field]

General note: [Empty field]

Internal description: [Empty field]

KB internal description: [Empty field]

DB ID: AMBMR, 1VH, P4E, RK2, A00, NNB, MY., K. 9, 3D1, MY~, 2FO, 1OC, 7PX, Q3B, WYJ, 4Z D, NIH, TX1

Priority DB ID: 10C

PC ID: 1124

Provider ID: [Empty field]

URL: [Empty field]

In CDI? ☒ Yes

2. Link and Search Targets

There are two types of targets in the KBManager Target list: SFX link targets and SFX search targets. Find your Wiley resources within SFX and you may filter by “Link Targets”, “Search Targets”, or “Link and Search Targets” to display all targets of all types in the KB.

The following target has active indicators for both full text and CDI searching:

Available: 1 targets Database: pr2

Filter Target List by: Name WILEY_ONLINE_LIBRARY_ALL_JOURNALS ? Go

Filter Target List by: Type ☒ All Targets ☐ Link Targets ☐ Search Targets Add Condition

WILEY_ONLINE_LIBRARY to WILEY_ONLINE_LIBRARY

#	Target	Threshold	Modified	Loc.	Active	Action
1	WILEY_ONLINE_LIBRARY (1/337)		2020/09/30		<input checked="" type="checkbox"/>	
	WILEY_ONLINE_LIBRARY_ALL_JOURNALS				<input checked="" type="checkbox"/>	

Optimizing exposure and furthering use of your collections

Consider maximizing discovery of your Wiley resources

The Primo [Resource Recommender](#) feature provides your library the opportunity to make your Wiley resources stand out as great places for deepening a user's research. Information in the given link will explain how to configure the Resource Recommender service.

Other helpful resources

- [CDI Collection Lists for Alma Customers](#)
- [Documentation and Training for CDI](#)

If you have additional questions, please [Contact ProQuest Ex Libris support](#).