

Obstetrics & Gynecology

Our focus:



Research and advancement



Reproductive genetics



Gynecologic oncology




Contraception



The obstetrics and gynecology drugs market, valued at USD 13.1 billion in 2021, is expected to grow at a 6.2% CAGR from 2024 to 2029.¹

Growing awareness and acceptance of contraceptives and Hormone Replacement Therapy (HRT), coupled with the rise in age-related gynecological and ovarian cancers, are fueling demand.²

Solving key challenges for clinicians and pharma: Our value add




HCPs' needs

Stay up-to-date with the latest clinical practices and advancements

Independent, relevant and trusted information sources

Validated content and engaging formats

Ads linking to problem-solving content³



Pharma's needs

Build brand awareness and message credibility

Audience reach

Go beyond your existing customer base by leveraging the reach of our well-established proprietary and society journals.

Source credibility

Associate with the information sources (journals and societies) that lend credibility to your message.

Optimal execution

Access an experienced team to define, fulfill and deliver advertising and content solutions that meet your objectives.

Amplify your impact. Reach an engaged audience in an environment they trust.

Our audience⁴



9,994,348

Annual unique visitors



830,419

Average monthly unique visitors



26,105,498

Annual page views



2,169,079

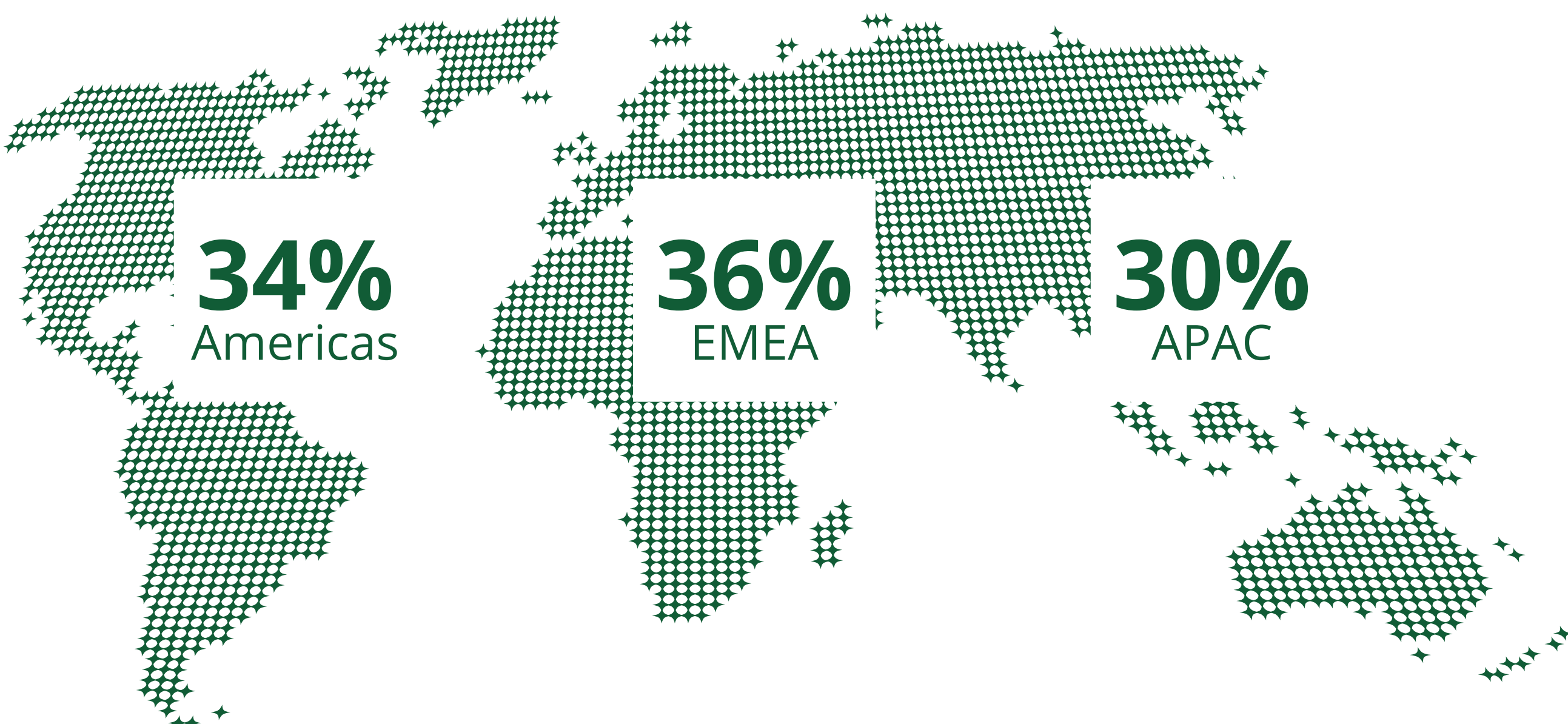
Average monthly page views



15,224,816

Total annual full text views

Audience location



Our offer



18

Journals covering obstetrics & gynecology



2

Journals ranked in the top 10 of their 2023 JCR category*



2

Open access JCR journals



11

Society partners

Key society partners

As the leading society publisher in academic and scholarly research, we have strong partnerships with a variety of well-established societies.



FIGO[®]
International Federation of
Gynecology and Obstetrics



Royal College of
Obstetricians &
Gynaecologists



The Royal Australian
and New Zealand
College of Obstetricians
and Gynaecologists
Excellence in Women's Health

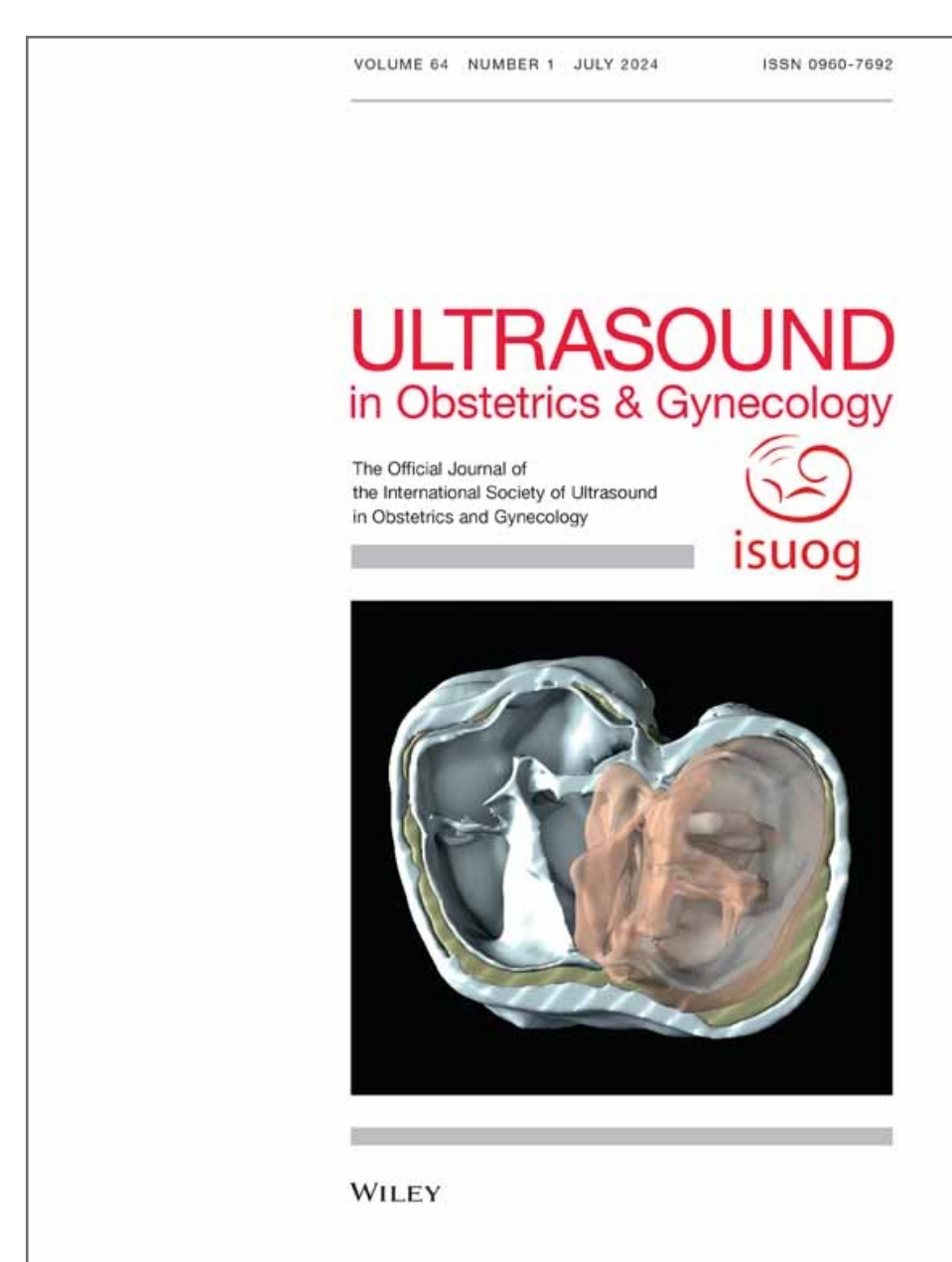
Contact your sales representative for a complete overview.

Our key journals




HCPs rate journals as their #1 most trusted source and consult them weekly to build their clinical knowledge. Advertisements are part of this education journey, especially when these link to scientific content or solve one of their problems.³

High Impact Factor & reach

**Ultrasound in Obstetrics & Gynecology**

Annual unique visitors: **2,472,936**
Average monthly unique visitors: **205,473**
Annual page views: **281,134**
Average monthly page views: **402,037**
Total annual full text views: **4,209,264**
Circulation: **Available on request**
2023 IF: **6.1**
2023 JCR ranking: **2/40 Acoustics**

High reach

**International Journal of Gynecology Obstetrics**

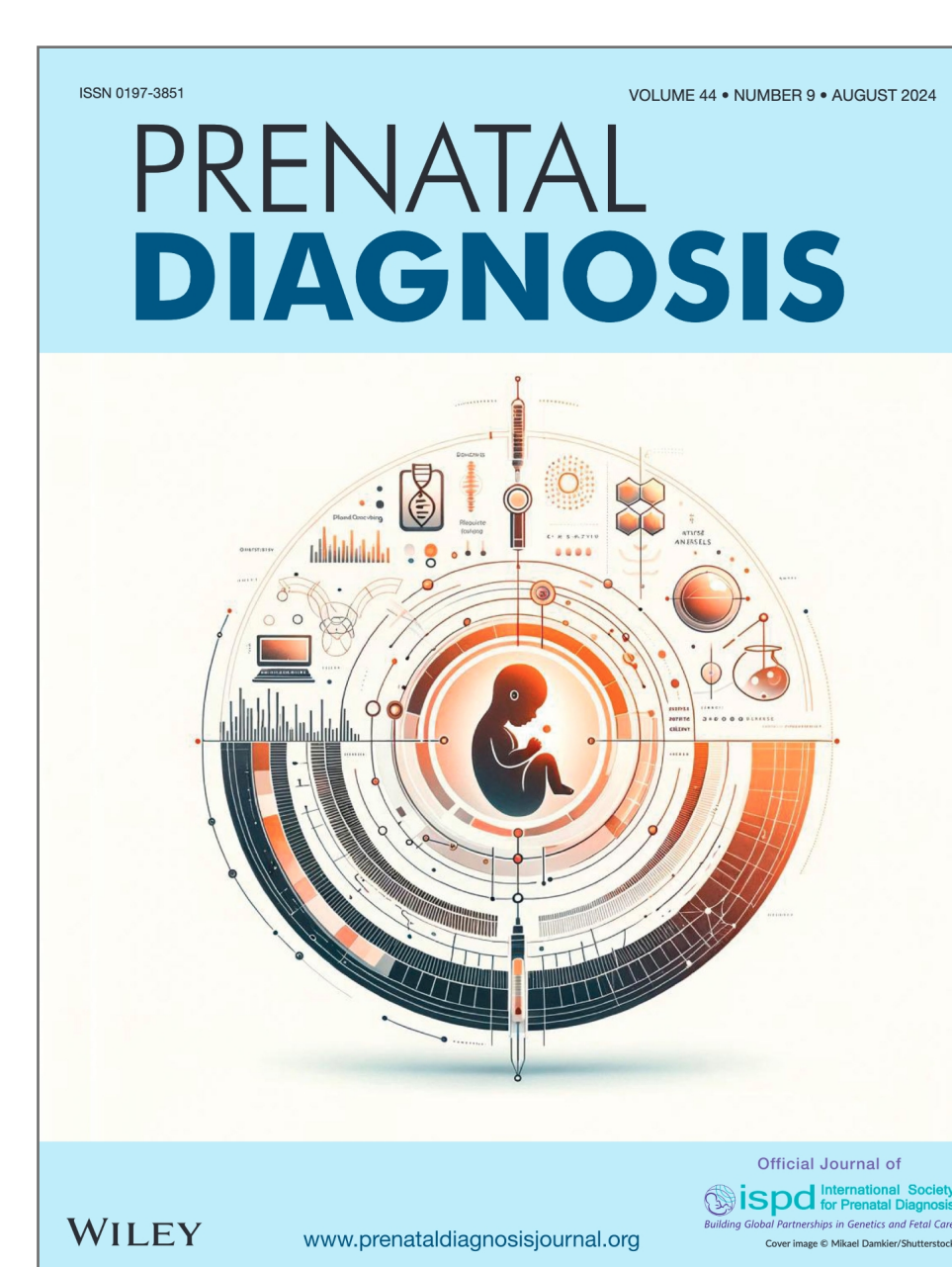
Annual unique visitors: **1,275,152**
Average monthly unique visitors: **105,951**
Annual page views: **150,101**
Average monthly page views: **256,996**
Total annual full text views: **1,750,199**
Circulation: **Available on request**
2023 IF: **2.6**
2023 JCR ranking: **41/136 Obstetrics & Gynecology**

High Impact Factor & reach

**BJOG: An International Journal of Obstetrics and Gynaecology**

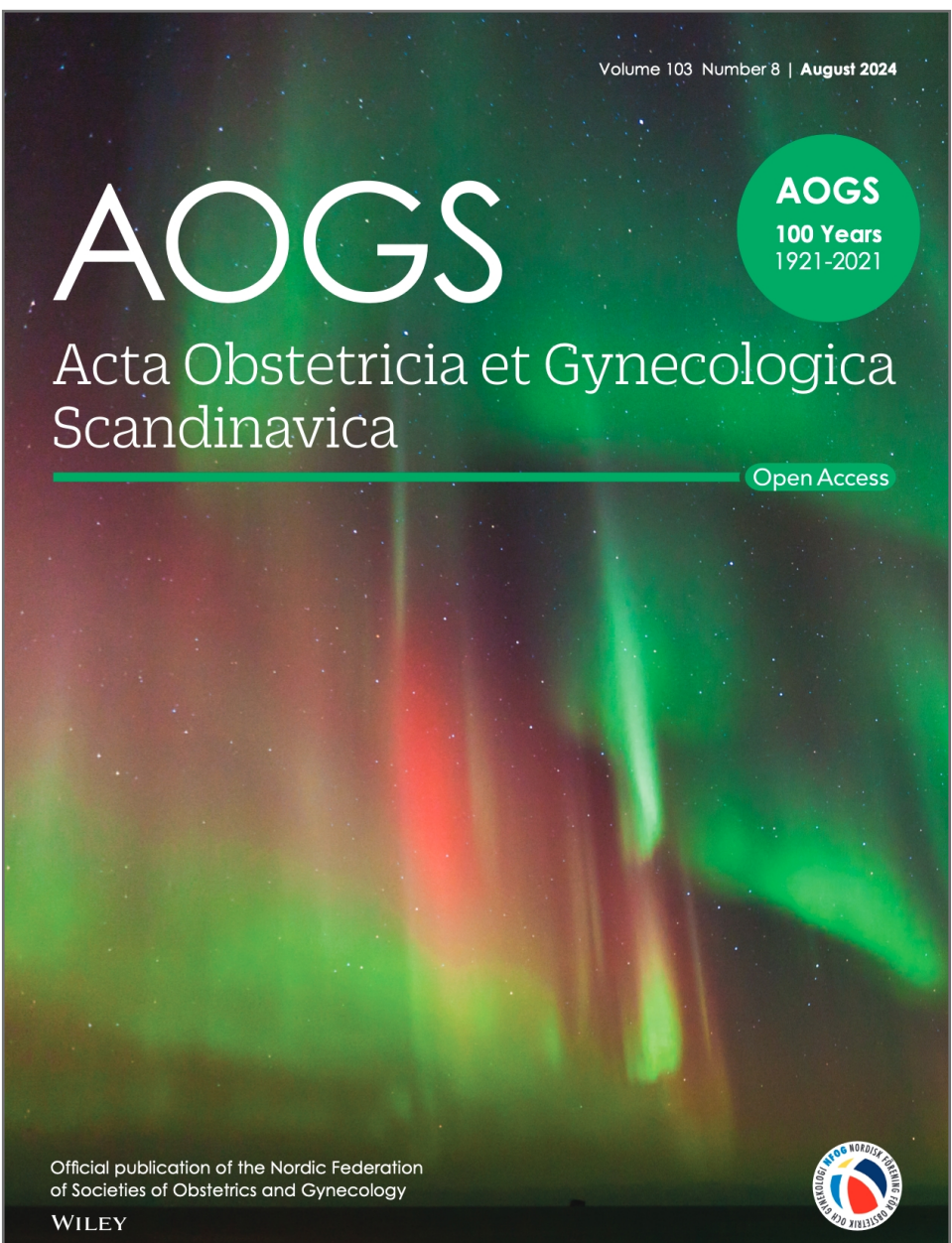
Annual unique visitors: **1,403,169**
Average monthly unique visitors: **116,587**
Annual page views: **167,479**
Average monthly page views: **273,258**
Total annual full text views: **1,960,791**
Circulation: **Available on request**
2023 IF: **4.7**
2023 JCR ranking: **9/136 Obstetrics & Gynecology**

High reach

**Prenatal Diagnosis**

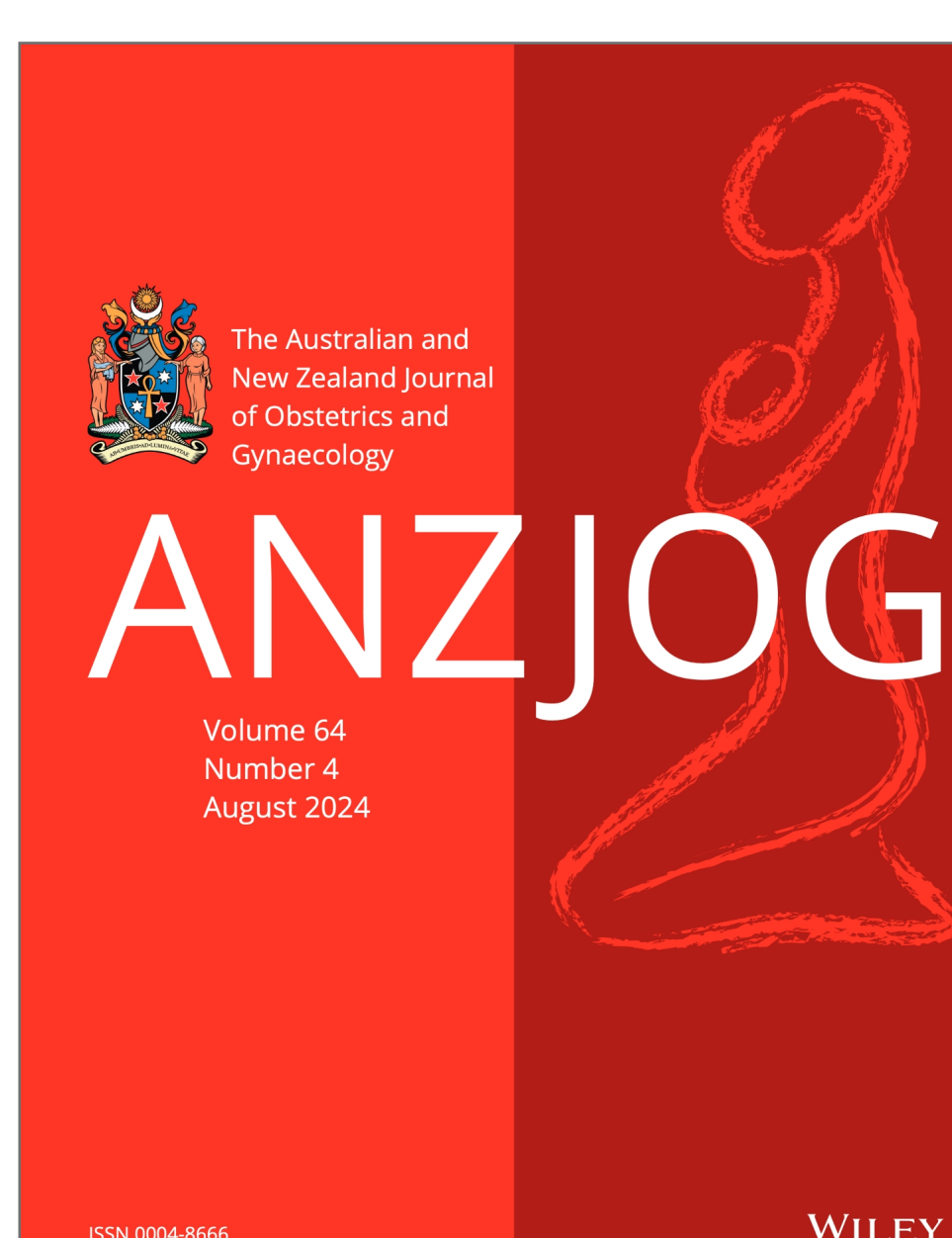
Annual unique visitors: **428,883**
Average monthly unique visitors: **35,635**
Annual page views: **1,040,660**
Average monthly page views: **86,467**
Total annual full text views: **467,527**
Circulation: **Available on request**
2023 IF: **2.7**
2023 JCR ranking: **37/136 Obstetrics & Gynecology**

High Impact Factor & reach

**Acta Obstetrica et Gynecologica Scandinavica**

Annual unique visitors: **1,253,800**
Average monthly unique visitors: **104,176**
Annual page views: **127,549**
Average monthly page views: **169,063**
Total annual full text views: **1,783,701**
Circulation: **Available on request**
2023 IF: **3.5**
2023 JCR ranking: **20/136 Obstetrics & Gynecology**

High reach

**Australian and New Zealand Journal of Obstetrics and Gynecology**

Annual unique visitors: **298,979**
Average monthly unique visitors: **24,842**
Annual page views: **31,257**
Average monthly page views: **52,094**
Total annual full text views: **252,487**
Circulation: **Available on request**
2023 IF: **1.4**
2023 JCR ranking: **94/136 Obstetrics & Gynecology**

Contact your sales representative for a full overview of our audience reach and portfolio.



Advertise with us to gain brand awareness and credibility in an environment trusted by gynecologists and the multidisciplinary team.

Contact us

✉ corpsolutions@wiley.com
🌐 wiley.com/corporate-solutions

As the world's leading society publisher of scholarly and academic research, we offer solutions to strengthen your message. From promoting your brand to educating your audience, we have the right tools to meet your objectives.

Leverage the power of Wiley's scientific community and break through the noise of endless information.

**1,900+** Journals**700+** Global society partners**277M+** Annual unique visitors on Wiley Online Library

References

- <https://www.emergenresearch.com/industry-report/obstetrics-and-gynecology-drugs-market>
- <https://www.mordorintelligence.com/industry-reports/gynecology-drugs-market>
- Wiley HCP Information Seeking Behavior Survey 2024.
- Wiley data from May 1, 2023, to April 30, 2024.

* Journal Citation Reports (JCR) is an annual report by Clarivate Analytics, ranking journals based on their Impact Factor (IF) relative to other titles in that category.

Impact Factor is the average number of citations to articles published in the past two years, indicating the most frequently cited journals and highest impact journals in a field.

Circulation based on total print circulation from 1 July 2023 to 30 June 2024.